

# Nash

design by Mauro Lipparini 2017



**Structure:** metal.

**Structure upholstery:** structure and back in expanded polyurethane of varied densities (HR30-28 + NF21-20), covered with synthetic lining 380gr. Seat in expanded polyurethane of varied densities (HR36-36 + limpha 40M + SOFF35s), covered with synthetic lining 380gr.

**Springing:** elastic belts.

**Arm:** cold-expanded polyurethane.

**Seat height:** 40 cm

**Arm height:** 56 cm (fix); 50/55 cm (with arm in leather 6109760 + 6109761).

**Feet:** metal, finishes: titanium or black nickel or varnished micaceous brown or oxy grey, h.12,5 cm

**In the sides indicated by the asterisk \* it is not possible to use the arm in leather 6109760 or 6109761.**

**Struttura:** metallo.

**Imbottitura struttura:** struttura e schienale in poliuretano espanso a quote differenziate (HR30-28 + NF21-20), rivestito con tomana gr.380. Seduta in poliuretano espanso a quote differenziate (HR36-36 + limpha 40M + SOFF35s), rivestito con tomana gr.380.

**Piano di molleggio:** cinghie elastiche.

**Bracciolo:** poliuretano schiumato a freddo.

**Altezza seduta:** 40 cm

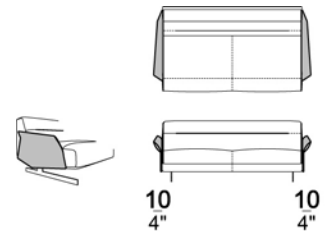
**Altezza bracciolo:** 56 cm (fisso); 50/55 cm (con bracciolo in pelle codice 6109760 e 6109761).

**Piedi:** metallo, finiture: titanio o black nickel oppure verniciato marrone micaceo o oxy grey, h.12,5 cm.

**Nei lati contrassegnati con l'asterisco \* non è possibile usare il bracciolo in pelle codice 6109760 e 6109761.**

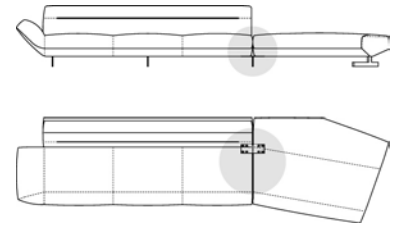
If the thin leather arm is added to the unit, the length of the unit will be increased by 10 cm.

L'aggiunta del bracciolo in pelle comporta l'aumento della lunghezza dell'elemento di 10 cm.



By some compositions the standard feet where the two units are joined are replaced by central feet.

In alcune composizioni i piedi di serie nel lato di unione degli elementi vengono sostituiti da un piede centrale di collegamento.

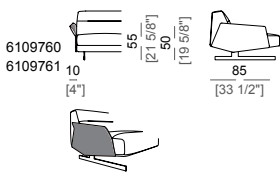


It is possible to replace the seam of the back with a decorative metal zip.

Nello schienale è possibile sostituire la cucitura con una cerniera decorativa in metallo.

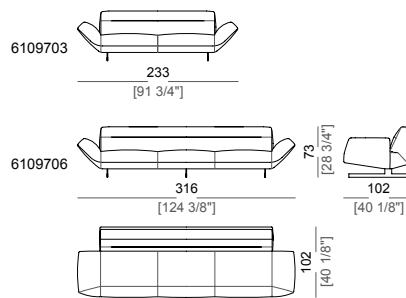


**Right or left arm**  
Bracciolo dx o sx

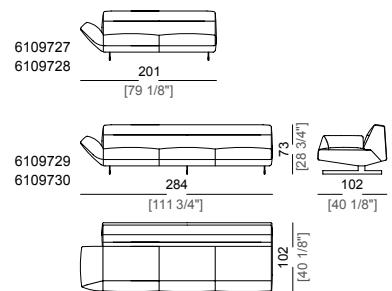


the arm in the drawing is left  
il bracciolo raffigurato é sx

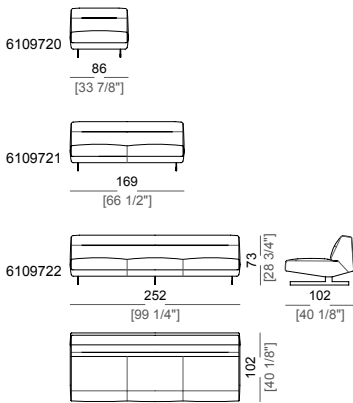
**Sofa**  
Divano



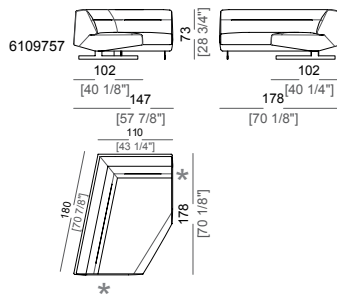
**Right or left unit**  
Laterale dx o sx



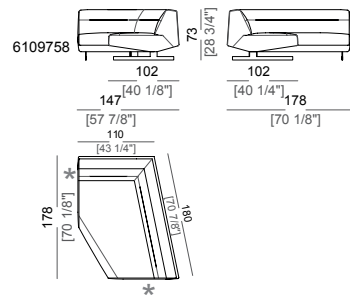
**Central unit**  
Centrale



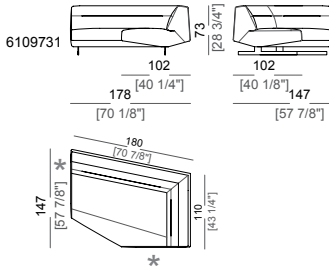
**Right corner**  
Angolo dx



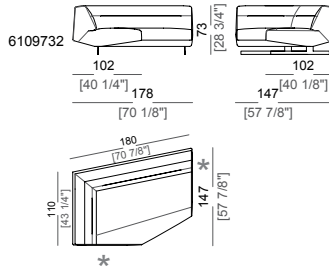
**Left corner**  
Angolo sx



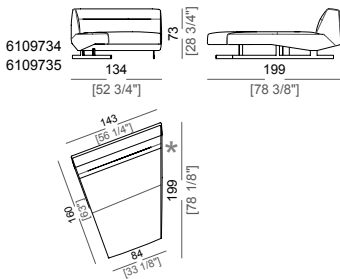
**Right unit**  
Laterale dx



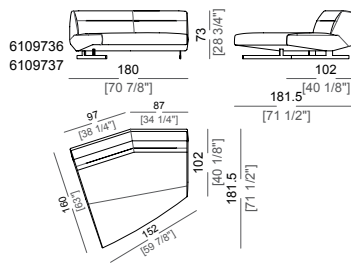
**Left unit**  
Laterale sx



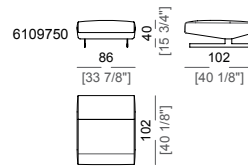
**Right or left dormeuse**  
Dormeuse dx o sx



**Right or left dormeuse**  
Dormeuse dx o sx



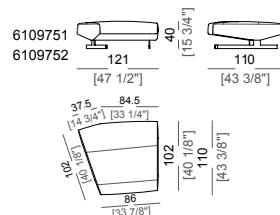
**Pouf**  
Pouf



The unit in the drawing is left  
L'elemento raffigurato è sx

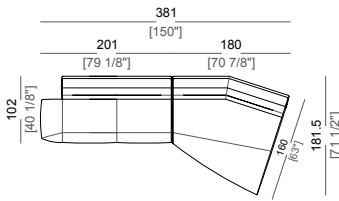
The unit in the drawing is left  
L'elemento raffigurato è sx

**Right or left pouf**  
Pouf dx o sx

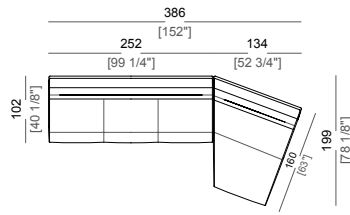


The pouf in the drawing is right  
L'elemento raffigurato è dx

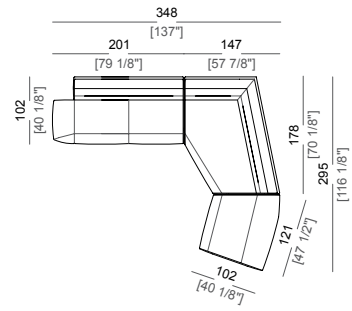
**Composition A**  
Composizione A



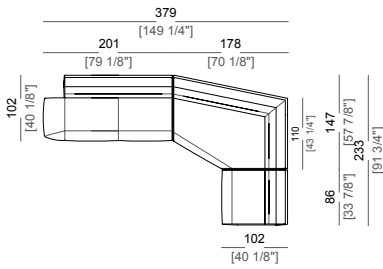
**Composition B**  
Composizione B



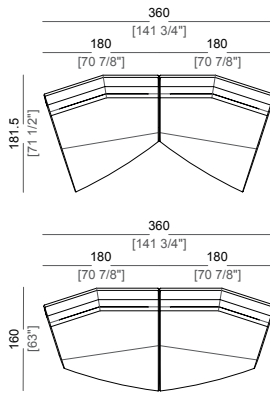
**Composition C**  
Composizione C



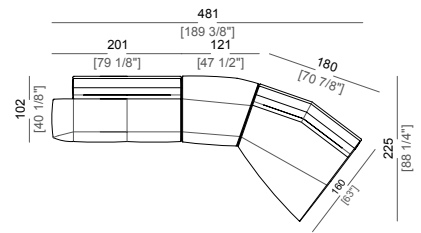
**Composition D**  
Composizione D



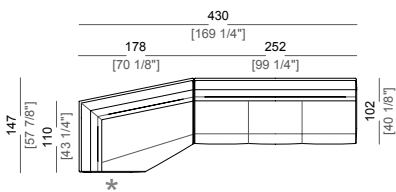
**Composition G**  
Composizione G



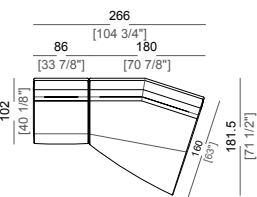
**Composition I**  
Composizione I



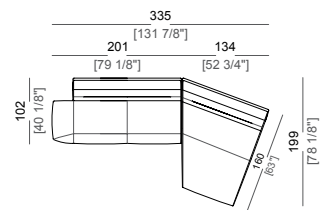
**Composition L**  
Composizione L



**Composition M**  
Composizione M



**Composition N**  
Composizione N



**Composition O**  
Composizione O

